


INSTRUCTIONS FOR THE STEM OLYMPIAD FINAL EXAMS ON 22 - 23 FEBRUARY 2025

- The exams will be held via the STEM Student Panel. There will be no exam link or email sent.
- Final exams do not require additional registration.
- Final exams do not require additional payment.
- There will be no alternative or make-up exam.




1 Exam Dates & Times:


 **22 February - Saturday:**
Coding Exam

 **23 February - Sunday:**
Math, Science, Tech & Eng. Exams

 **Exam Times:**
00:00 - 20:00
(Available for 20 hours in **GMT**)

 **Exam Times:**
00:00 - 20:00
(Available for 20 hours in **GMT**)

 **Exam Duration:**
120 minutes

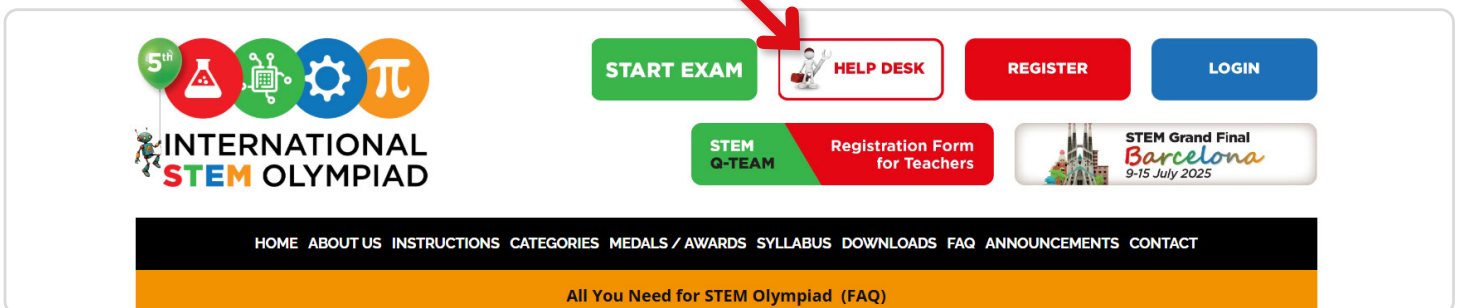
 **Exam Duration:**
60 minutes

 **Number of Challenges**
30 Challenges

 **Number of Questions**
25 Questions



2 Please immediately report any technical issue you have experienced until the exam start time by filling out the help desk form. Your message will be responded to as soon as possible. Also remember to check your spam folder for responses.



3 For students taking multiple exams, the exam order is as follows:
Math > Science > Tech/Eng.
(This order cannot be changed. There is no need to request modifications.)



4 If you accidentally close the window or leave the exam platform due to a technical issue (such as a power or internet outage), you can log in again through your STEM Panel and continue where you left off. (Your selected answers will be automatically saved.)
Meanwhile time will continue to pass.



5 A warning message will appear on the screen if you open a page other than the STEM Olympiad exam portal.
Violations will be recorded by the system. **Each tab error will deduct 0.5 point from the overall score.**



6 Each wrong answer will **deduct 1 point** from the overall score.



7 There are **additional time bonus points** in all categories. Time bonus points are given based on the exam completion time. As a result, there will be no equal points or degrees.



8 Do not try to contact us via social media accounts. Please use only the Help Desk form.